



STEYN CITY

PARKLAND RESIDENCE

STEYN CITY COMMUNITY APP GUIDE



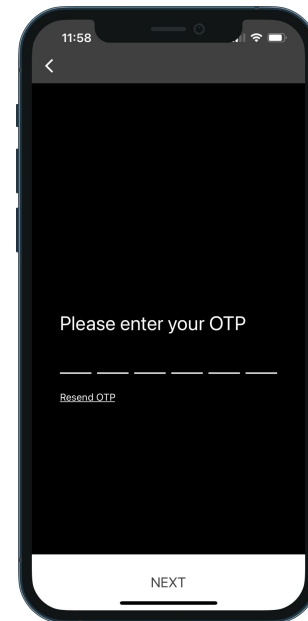
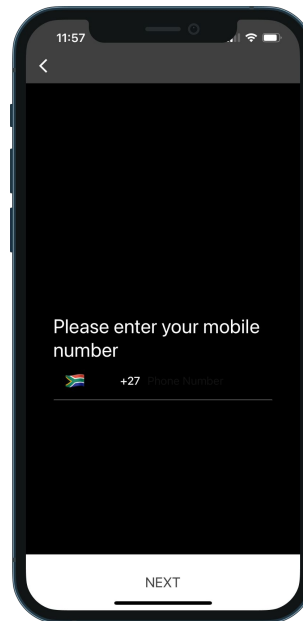
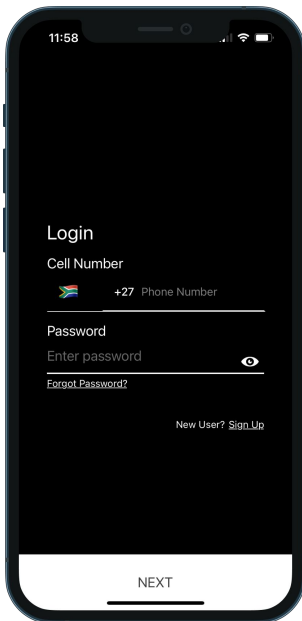
FEBRUARY 2024

CONTENTS



- 01** New User pg 3
- 02** Forgot Password pg 5
- 03** Home Screen and Quick Links pg 6
- 04** Guest Access Control pg 7

NEW USER



STEP 1

Download the Steyn City Community App

STEP 2

Select "New User? Sign up" in the login screen

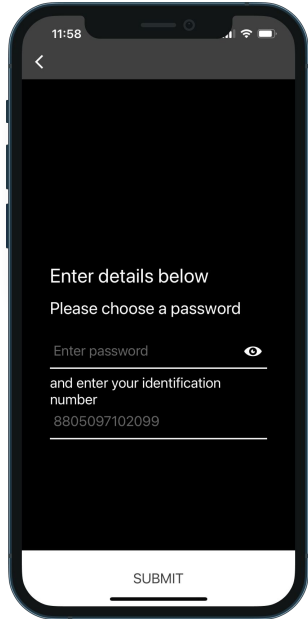
STEP 3

Enter your cell phone number

STEP 4

Enter the One Time Pin sent to you via SMS

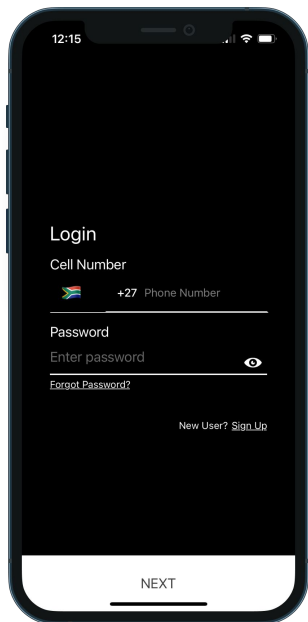
NEW USER



STEP 5

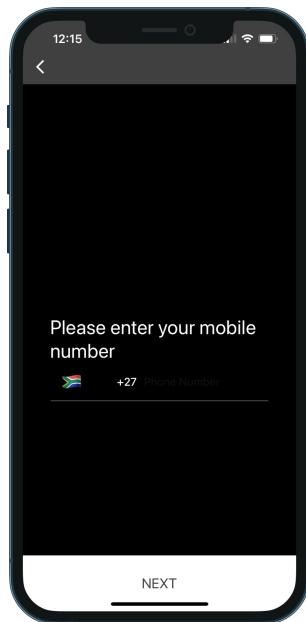
Enter your preferred password
and ID number for verification

FORGOT PASSWORD



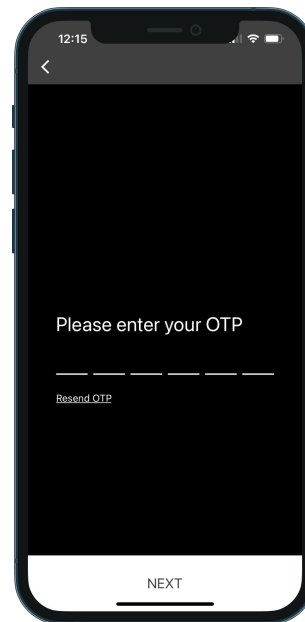
STEP 1

Under the login screen select "Forgot Password"



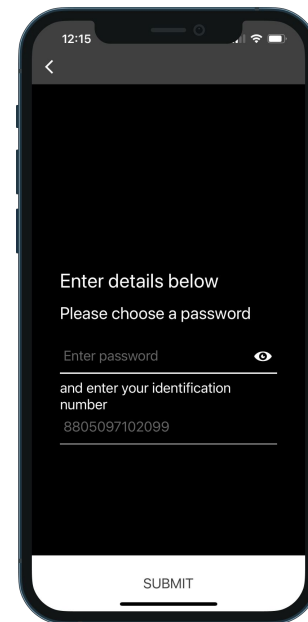
STEP 2

Enter in your mobile number



STEP 3

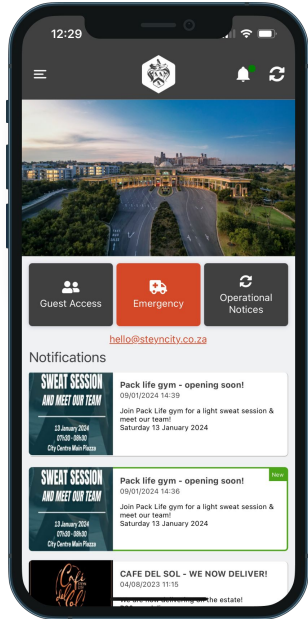
Enter the One Time Pin sent to you via SMS



STEP 4

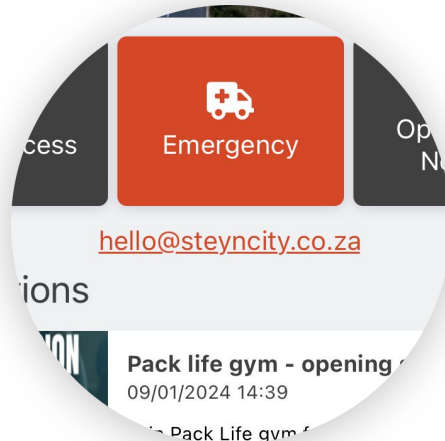
Enter in the new password and your ID number. Select "Submit".

HOME SCREEN & QUICK LINKS




FIRST SECTION

On the home screen, there are quick links to “Guest Access”, “Emergency” and “Operational Notices”



SECOND SECTION

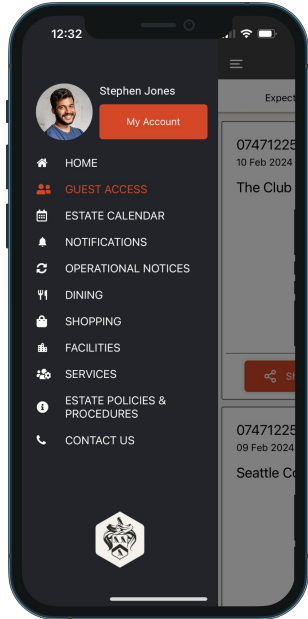
There is a quick access to the Resident’s feedback email hello@steyncity.co.za



THIRD SECTION

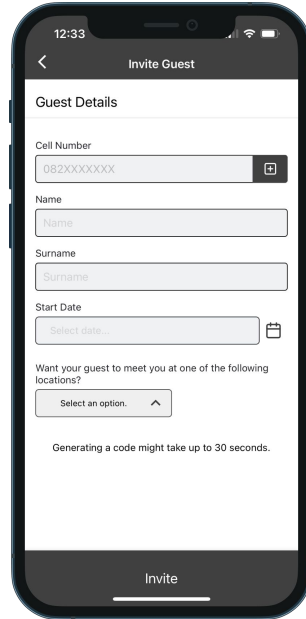
Notifications are displayed on the home screen and new notifications will be indicated as such

GUEST & ACCESS CONTROL



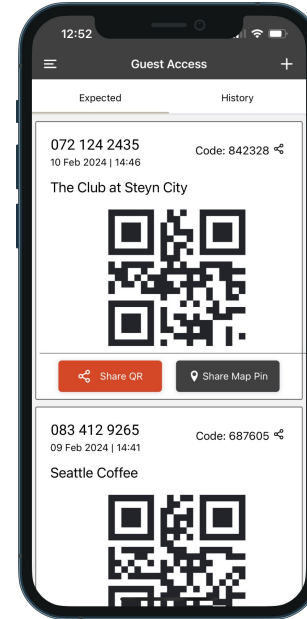
STEP 1

Open the menu and select “Guest Access”




STEP 2

Select the “+” icon in the top right to invite a guest



STEP 3

Complete the required fields to invite your guest. The guest access code will appear under “Expected” once “Submitted”.



STEP 4

Select to “Share QR” together with access code to guest or select “Share Map Pin” together with access code to guest.